



DEN Noise Report

January 1, 2019 — December 31, 2019



Results

January 1, 2019 — December 31, 2019

The number of potential Class II NEPS violations registered between January 1 through December 31, 2019 was two. There was one potential Class II NEPS violations during the same period the previous year in Area 3 at point F, 2. Please see pages 3 and 5 for Denver International Airport (DEN) NEPS information. There was no potential 65 LDN noise contour violation for either time period, as the 65 LDN contour continued to be completely contained within the IGA 65 LDN boundary. Please see page 4 for the DEN contour map.

The number of households registering at least one complaint increased slightly from 54 in 2018 to 56 for 2019. Three households registered a combined 59 percent of the total complaints for 2019. The number of complaints decreased by 30 percent during 2019 as compared to the same period in 2018 (2389 vs. 3370 in 2018). Please see page 6 for complete complaint and runway utilization data, and page 7 for a household location map.

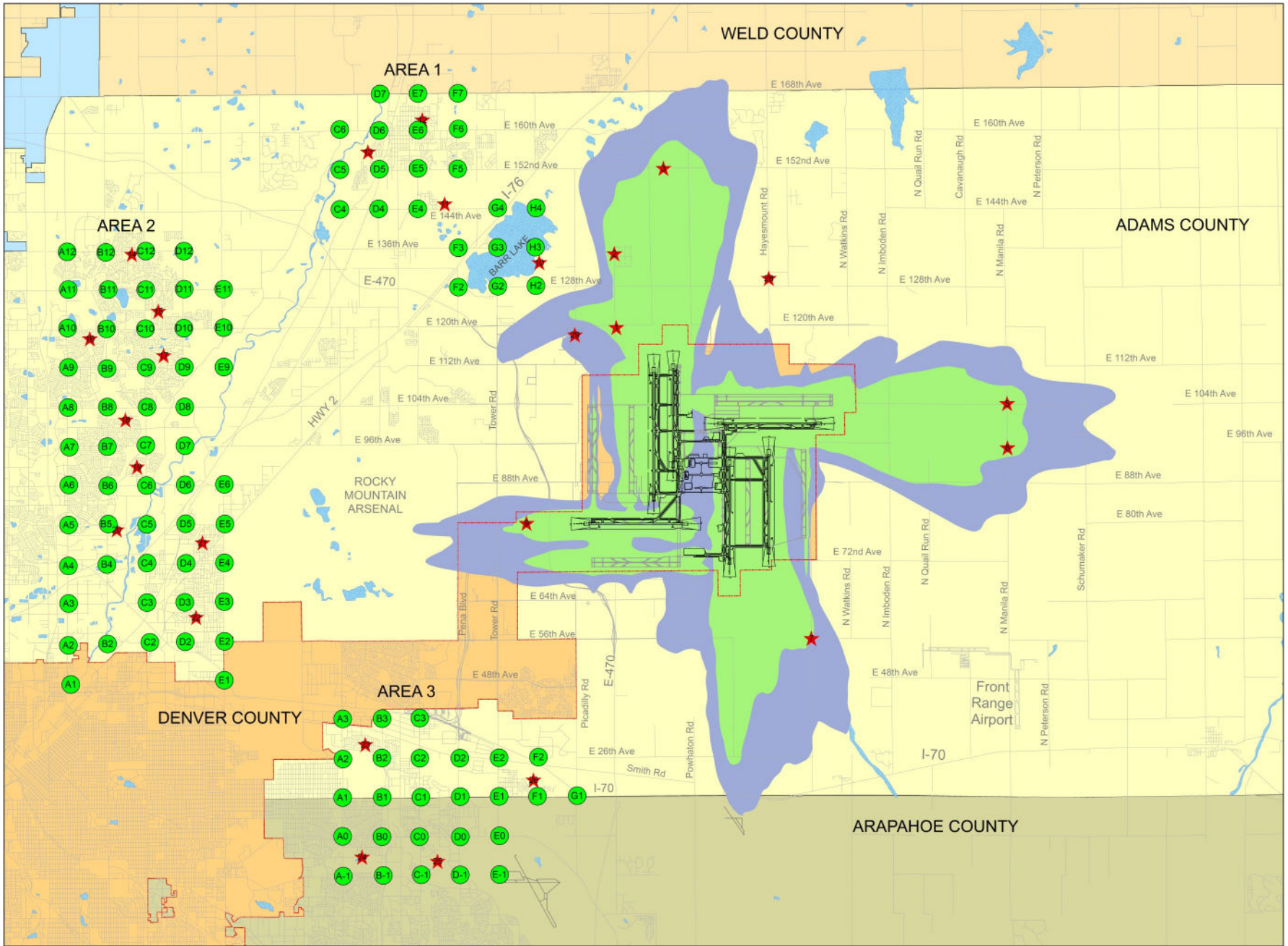
To access the DEN 2019 Annual Noise Report, as well as other reports and information please go to: http://www.flydenver.com/about/administration/noise_management.

NOMS for Airports

The DEN Noise and Operations Monitoring System (SYMPHONY EnvironmentalVue NOMS) is a state-of-the-art computer system designed to enable the City and County of Denver to monitor aircraft noise in the vicinity of the airport. In addition to monitoring noise levels, the system calculates Noise Exposure Performance Standards (NEPS) at 101 grid points in Adams County (see map on page 3 for NEPS locations).


The DEN NOMS for Airports monitors noise levels at 26 permanent and one portable noise monitoring terminals. These terminals are located throughout the Denver metro area (see map on page 3 for RMT locations).

The system also records the movement of all aircraft in the vicinity of DEN by utilizing FAA air traffic control radar data. This makes it possible to match actual flights with noise events.



Denver International Airport Recommended Noise Contours for Land Use Planning

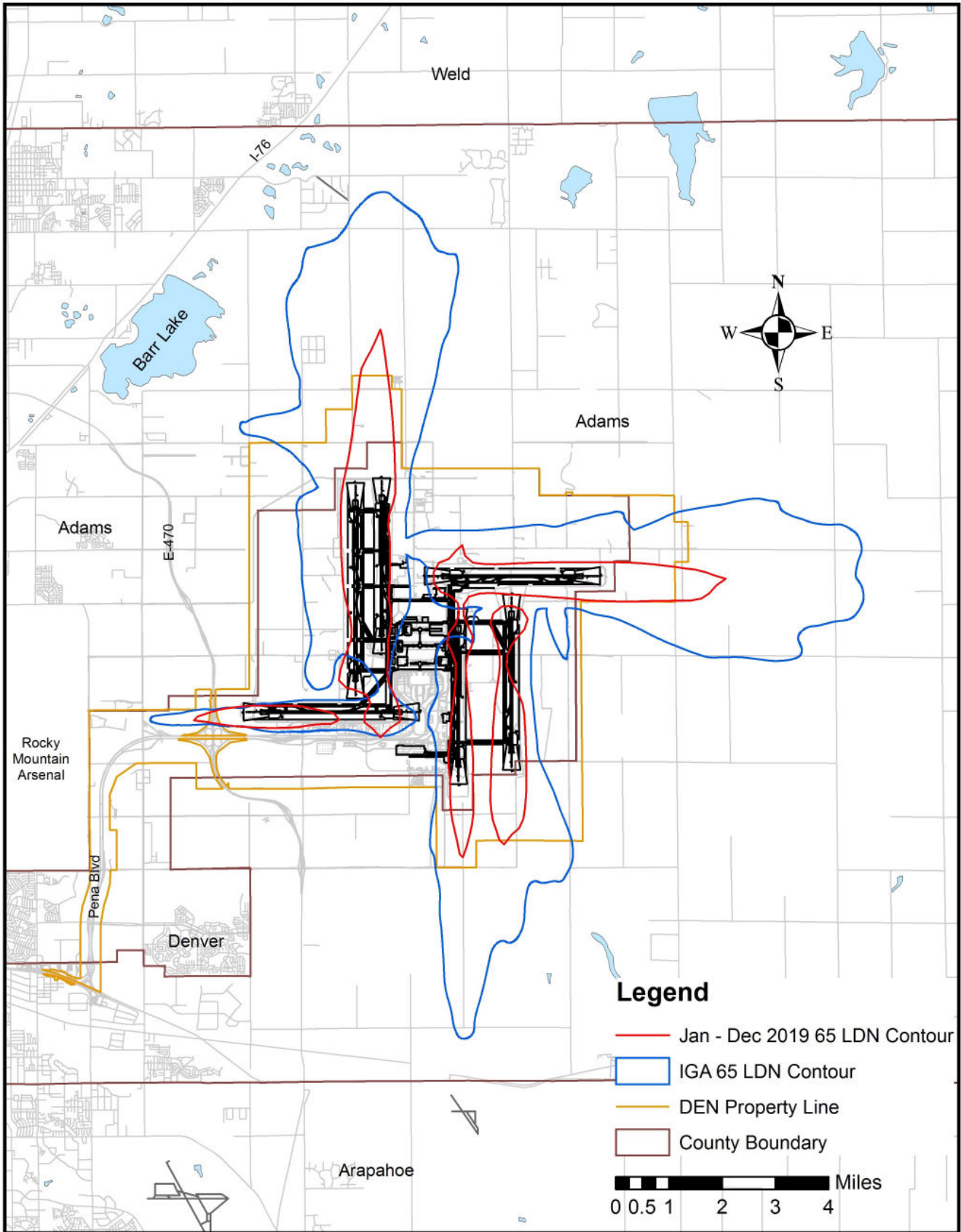
NOTE: These contours reflect the noise impacts that may be expected from full development of Denver International Airport. They are based on current modeling and differ slightly from the IGA Composite Contours.



Prepared By Annie Christensen, DEN Noise Officer 10/2017

- 60 LDN Contour
- 65 LDN Contour
- NEPS Locations
- Noise Monitoring Terminals

January 1, 2019 - December 31, 2019
DEN 65 LDN Contour



DEN January 1 - December 31, 2019 Contour

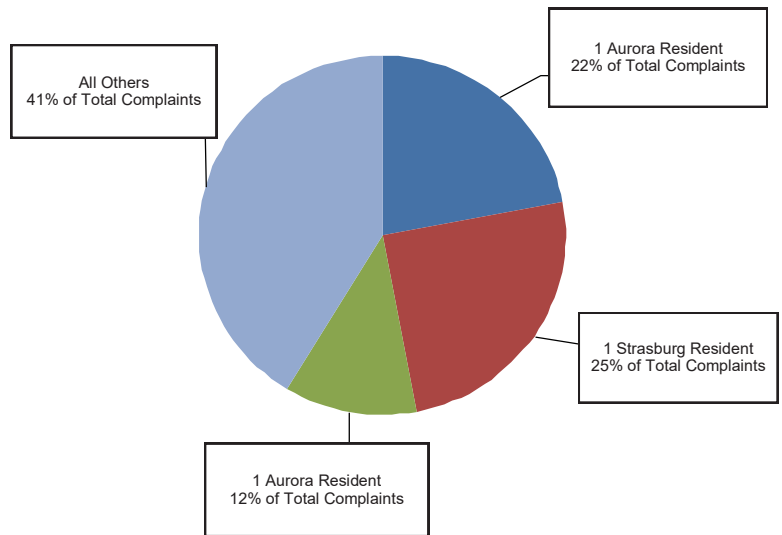
**January 1, 2019 - December 31, 2019
DEN / Adams County IGA NEPS Values**

Area 2				Area 1							
January - December 2019				January - December 2019							
Grid Points	IGA Annual Leq (24)	Calculated Leq (24)	Difference Leq	Grid Points	IGA Annual Leq (24)	Calculated Leq (24)	Difference Leq				
A,1	38.6	41.0	2.4	C,4	44.2	36.1	-8.1				
A,2	37.6	37.9	0.3	C,5	36.7	35.2	-1.5				
A,3	42.3	36.4	-5.9	C,6	36.0	34.9	-1.1				
A,4	45.3	38.7	-6.6	D,4	41.1	35.1	-6.0				
A,5	43.9	39.8	-4.2	D,5	34.2	34.5	0.3				
A,6	37.5	36.1	-1.5	D,6	36.0	34.4	-1.6				
A,7	37.7	34.7	-3.0	D,7	41.4	35.5	-5.9				
A,8	36.5	35.7	-0.8	E,4	38.3	33.8	-4.5				
A,9	36.3	37.0	0.7	E,5	34.8	34.1	-0.7				
A,10	37.6	38.0	0.4	E,6	36.7	32.0	-4.7				
A,11	39.2	40.3	1.1	E,7	41.4	32.3	-9.1				
A,12	41.2	41.4	0.2	F,2	51.7	40.7	-11.0				
B,2	39.5	39.5	0.0	F,3	43.7	35.1	-8.6				
B,4	42.5	39.3	-3.2	F,5	37.3	31.0	-6.3				
B,5	43.1	40.3	-2.8	F,6	38.5	30.8	-7.8				
B,6	39.0	36.8	-2.2	F,7	42.1	31.2	-10.9				
B,7	39.0	35.3	-3.8	G,2	51.2	40.7	-10.5				
B,8	38.0	36.4	-1.6	G,3	42.1	34.6	-7.6				
B,9	38.3	37.8	-0.5	G,4	40.2	31.1	-9.1				
B,10	39.0	39.3	0.3	H,2	50.1	41.7	-8.4				
B,11	40.4	42.0	1.6	H,3	46.0	35.0	-11.0				
B,12	42.6	41.1	-1.5	H,4	46.1	32.3	-13.9				
C,2	41.0	41.3	0.3	Area 3 January - December 2019							
C,3	43.3	38.6	-4.7					Grid Points	IGA Annual Leq (24)	Calculated Leq (24)	Difference Leq
C,4	43.5	40.1	-3.5					A,-1	38.9	32.2	-6.7
C,5	43.4	40.9	-2.5					A,0	39.6	33.3	-6.3
C,6	43.3	37.3	-6.0					A,1	43.2	34.9	-8.3
C,7	43.3	35.9	-7.4					A,2	45.7	37.5	-8.2
C,8	42.6	37.2	-5.4					A,3	45.6	36.3	-9.3
C,9	42.2	39.0	-3.2					B,-1	37.9	32.8	-5.1
C,10	41.6	41.5	-0.1					B,0	39.2	33.6	-5.6
C,11	42.5	42.8	0.3					B,1	42.6	35.5	-7.1
C,12	44.3	40.8	-3.5					B,2	45.8	38.2	-7.7
D,2	41.7	42.9	1.2					B,3	45.7	36.5	-9.2
D,3	46.2	39.8	-6.4	C,-1	36.7	35.6	-1.1				
D,4	48.4	40.7	-7.7	C,0	37.1	35.9	-1.2				
D,5	48.2	41.6	-6.6	C,1	39.5	36.7	-2.8				
D,6	46.2	37.8	-8.4	C,2	44.8	39.2	-5.6				
D,7	44.2	36.7	-7.5	C,3	46.5	37.2	-9.4				
D,8	43.7	38.2	-5.5	D,-1	32.6	34.0	1.4				
D,9	43.1	40.7	-2.4	D,0	33.3	33.3	0.0				
D,10	44.9	43.8	-1.2	D,1	37.3	35.4	-2.0				
D,11	44.5	42.6	-1.9	D,2	43.0	39.1	-3.9				
D,12	45.1	40.4	-4.7	E,-1	31.4	32.0	0.6				
E,1	42.4	43.3	0.9	E,0	33.1	31.6	-1.5				
E,2	42.2	44.8	2.6	E,1	36.2	34.8	-1.4				
E,3	46.7	41.5	-5.2	E,2	40.6	39.7	-1.0				
E,4	51.2	41.4	-9.8	F,1	36.5	34.8	-1.7				
E,5	51.0	42.6	-8.4	F,2	39.4	40.6	1.2				
E,6	44.6	38.3	-6.3	G,1	42.5	34.9	-7.6				
E,9	43.1	43.8	0.7								
E,10	43.1	44.7	1.6								
E,11	46.1	40.7	-5.4								

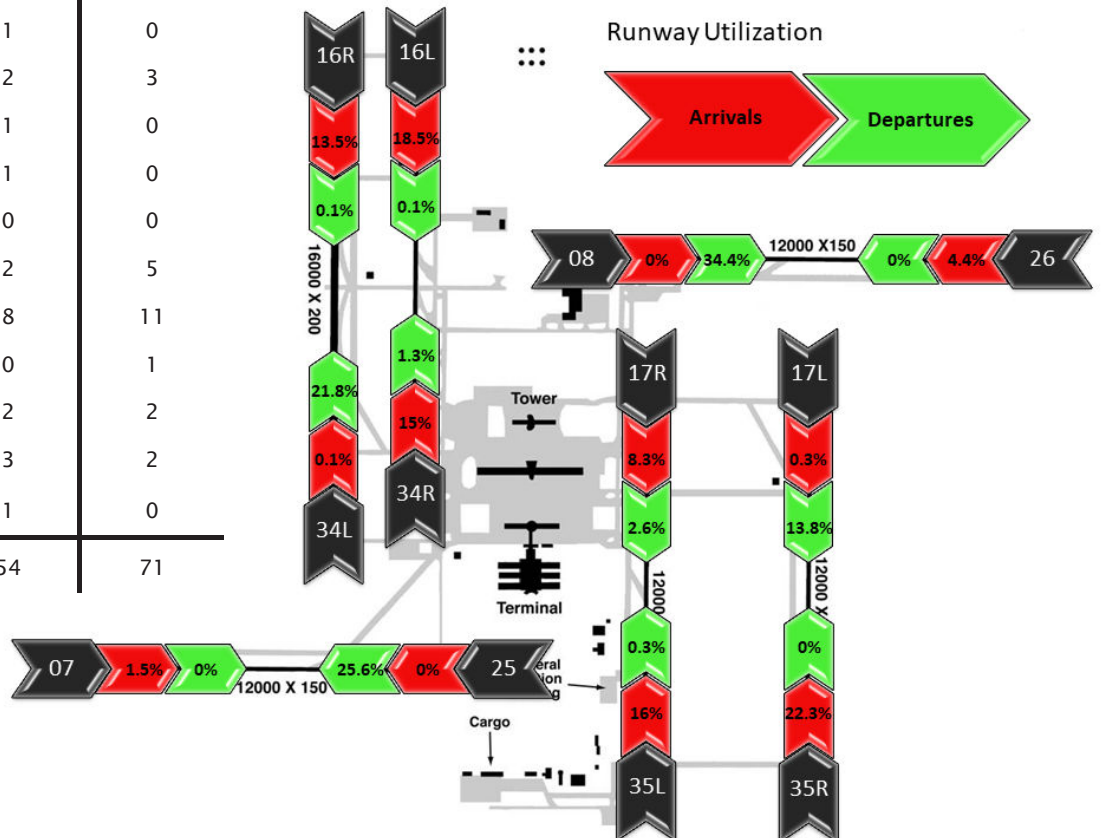
2019 Noise Complaint Calls by Community

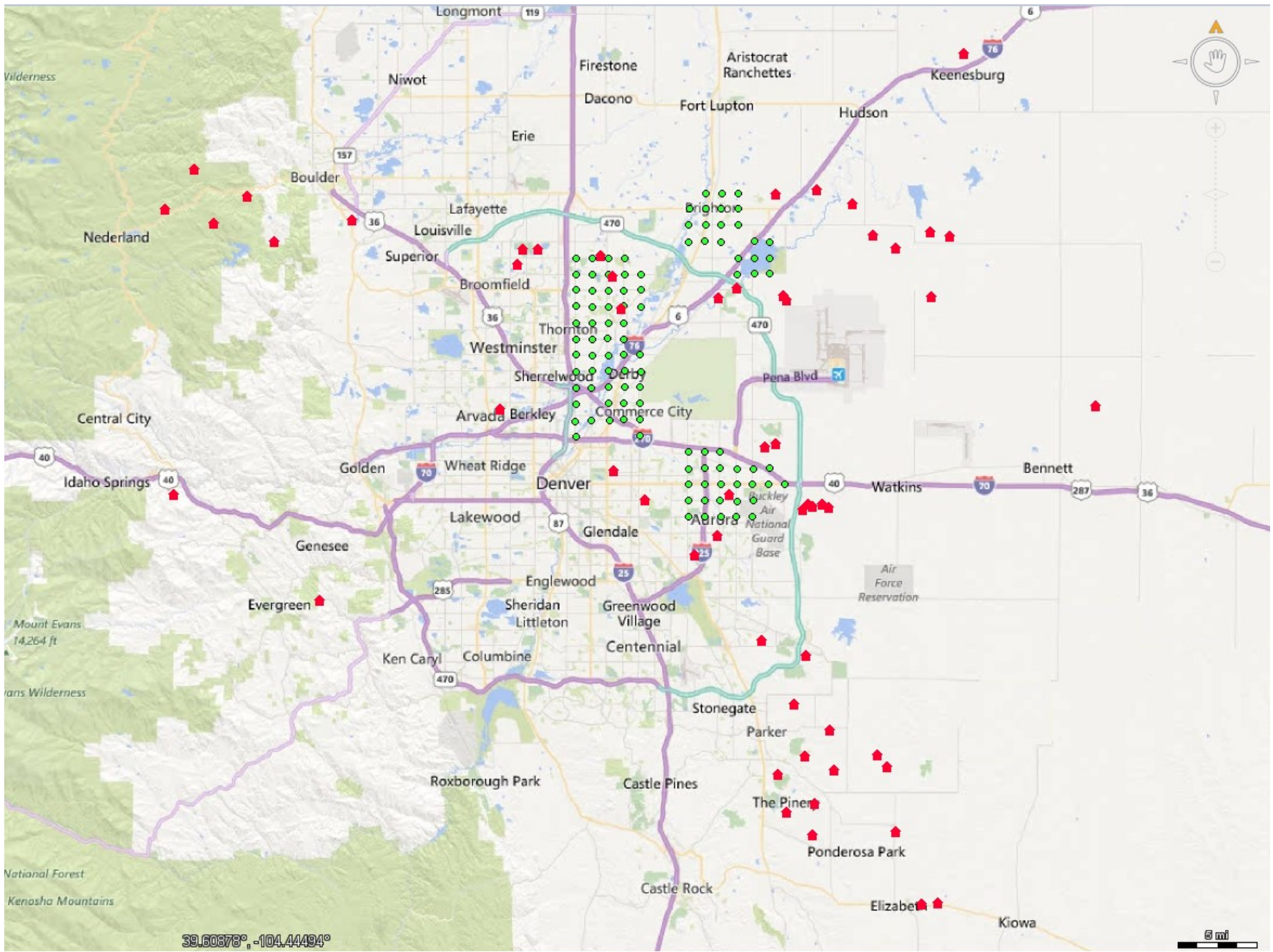
Community	No. of Households 2019	No. of Households 2018	No. of Households 2017
Arvada	1	0	0
Aurora	10	10	11
Boulder	3	6	8
Brighton	6	4	6
Broomfield	3	0	0
Castle Rock	0	1	0
Commerce City	2	1	4
Denver	4	2	7
Elizabeth	3	3	4
Englewood	0	1	1
Evergreen	1	2	1
Golden	0	0	1
Franktown	0	1	0
Hudson	2	2	4
Indian Hills	1	1	0
Keenesburg	2	2	3
Lakewood	0	1	0
Lochbuie	1	1	0
Louisville	0	0	0
Nederland	3	2	5
Parker	10	8	11
Pine	0	0	1
Strasburg	1	2	2
Thornton	3	3	2
Westminster	0	1	0
Overall Total	56	54	71

Top 3 Complainants vs. All Others



Runway Utilization (% of Total Flight Operations)





January 1, 2019 - December 31, 2019
 Noise Complaint Household Locations

January 1, 2019 - December 31, 2019 Noise Complaint Household Locations

- ▲ Household
- NEPS Point

DEN NOISE HOTLINE POLICY

The purpose of the DEN Noise Complaint Hotline is to provide an opportunity for individuals to express their concerns regarding noise generated by aircraft operating at DEN. Citizens are asked to leave their name, address, and the date and time of their complaint on the hotline. Complaints are downloaded daily by our Noise Officers and then transcribed into the NOMS system, where specific complaints can be matched to individual flight tracks. It is essential for all information to be entered correctly in order for the system to be effective.

Profanity will not be tolerated, and will result in the complaint not being registered. Any attempt to deliberately tie-up or abuse the Hotline may result in police action. Abusive language or comments will not be tolerated. Threats involving aircraft and or the airport will result in notification of the proper authorities. Please note, all calls are recorded and recordings are subject to disclosure under the Federal Freedom of Information Act and the Colorado Open Records Act.

http://www.flydenver.com/about/administration/noise_management

DEN NOISE OFFICE — AOB, 6TH FLOOR, NW CORNER — 8500 PEÑA BOULEVARD
DENVER, CO — 80249-6340 — 303.342.2000 t — 303.342.2366 f
303.342.2380 **noise hotline** — 800.417.2988 **toll free noise hotline**

