

DEN Noise Report

January 1, 2014 — December 31, 2014



Results

January 1, 2014 — December 31, 2014

The number of potential Class II NEPS violations registered between January 1 through December 31, 2014 was zero. There was one potential Class II NEPS violation during the same period the previous year. Please see pages 3 and 5 for Denver International Airport (DEN) NEPS information. There was no potential 65 DNL noise contour violation for either time period, as the 65 DNL contour continued to be completely contained within the boundaries of the City and County of Denver (CCD). Please see page 4 for DEN contour map.

The number of households registering at least one complaint increased slightly from the year before from 61 in 2013 to 66 in 2014. Three households registered a combined 88 percent of total complaints for 2014. The number of complaints decreased in 2014 as compared to the same period in 2013 (4522 vs. 5614 in 2013). Please see page 6 for complete complaint and runway utilization data, and page 7 for a household location map.

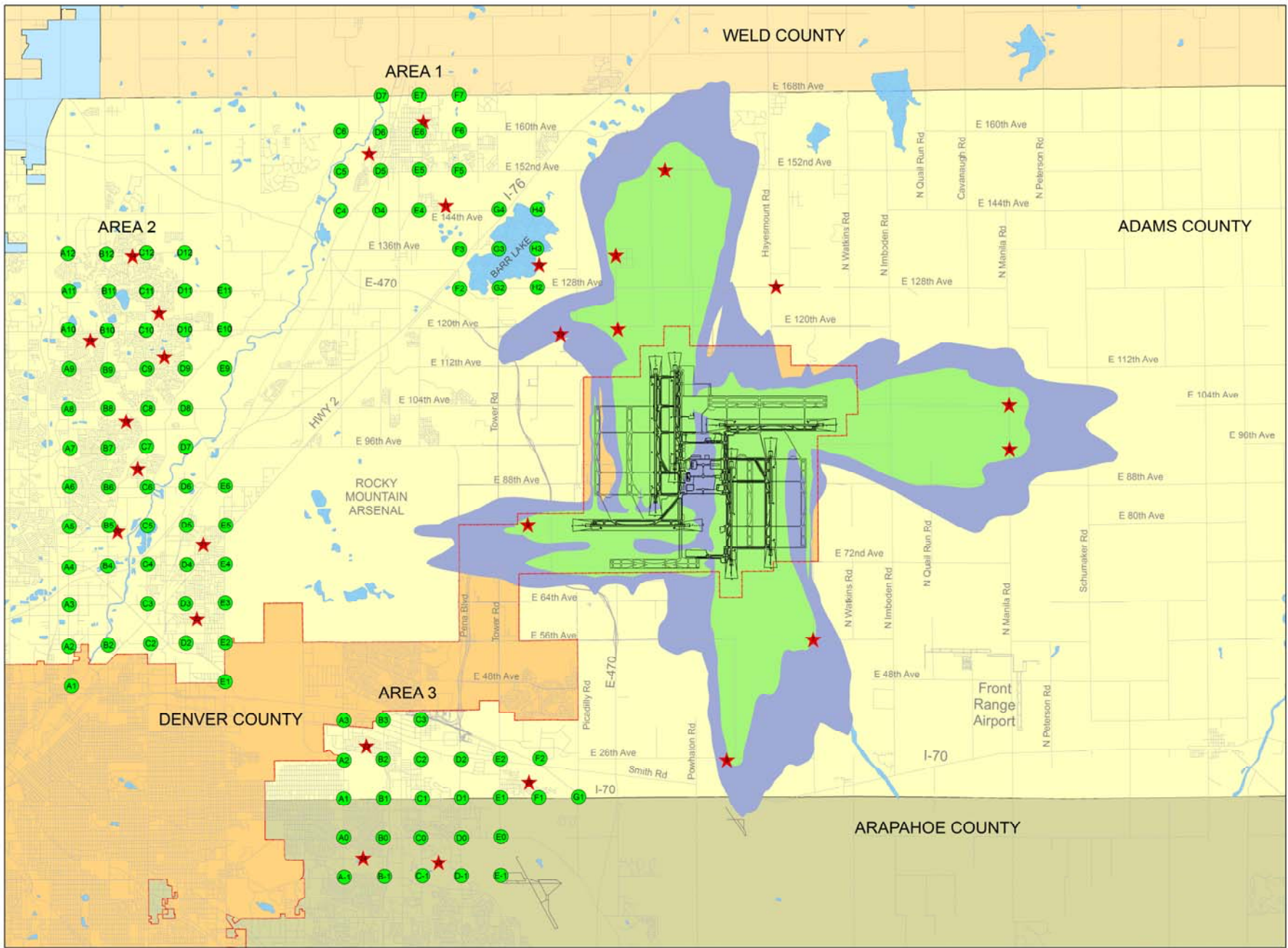
To access the DEN 2014 Annual Noise Report, as well as other reports and information please go to: http://www.flydenver.com/about/administration/noise_management.

ANOMS


The DEN Airport Noise and Operations Monitoring System (ANOMS) is a state-of-the-art computer system designed to enable the City and County of Denver to monitor aircraft noise in the vicinity of the airport. In addition to monitoring noise levels, the system calculates Noise Exposure Performance Standards (NEPS) at 101 grid points in Adams County (see map on page 3 for NEPS locations).

The DEN ANOMS system monitors noise levels at 27 permanent and one portable noise monitoring terminals. These terminals are located throughout the Denver metro area (see map on page 3 for RMT locations).

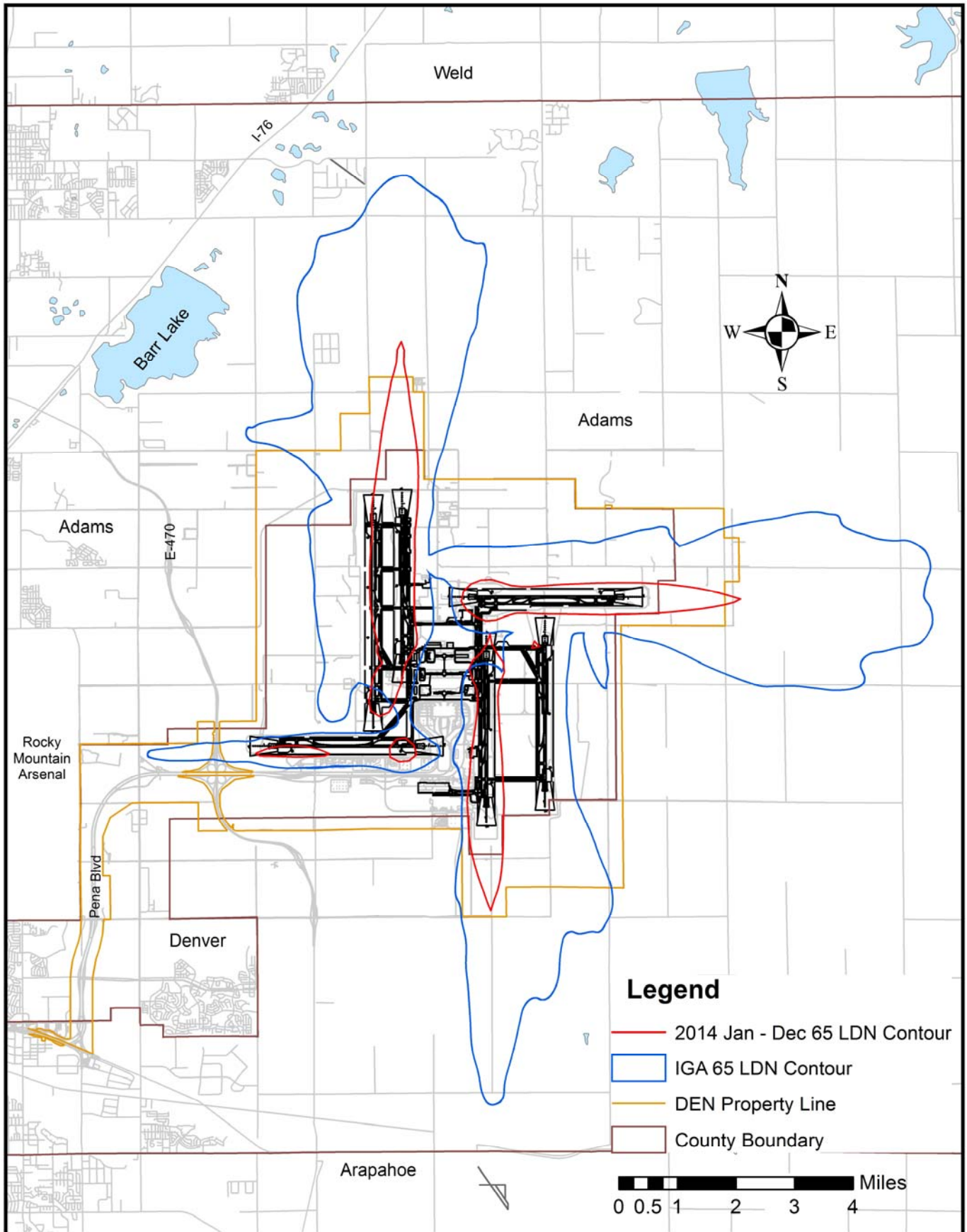
The system also records the movement of all aircraft in the vicinity of DEN by utilizing FAA air traffic control radar data. This makes it possible to match actual flights with noise events.



Denver International Airport Recommended Noise Contours for Land Use Planning
 NOTE: These contours reflect the noise impacts that may be expected from full development of Denver International Airport. They are based on current modeling and differ slightly from the IGA Composite Contours.



January 1, 2014 - December 31, 2014
DEN 65 LDN Contour



DEN January 1 - December 31, 2014 Contour

January 1, 2014 - December 31, 2014
DEN / Adams County IGA NEPS Values

Area 2 January 1 through December 31, 2014			
Grid Points	IGA Annual Leq (24)	Calculated Leq (24)	Difference Leq
A,1	38.6	38.8	0.2
A,2	37.6	36.5	-1.1
A,3	42.3	35.7	-6.6
A,4	45.3	36.3	-9.0
A,5	43.9	36.7	-7.2
A,6	37.5	34.5	-3.0
A,7	37.7	34.5	-3.2
A,8	36.5	35.9	-0.6
A,9	36.3	36.9	0.6
A,10	37.6	36.8	-0.9
A,11	39.2	36.7	-2.5
A,12	41.2	36.4	-4.8
B,2	39.5	37.9	-1.6
B,4	42.5	37.2	-5.3
B,5	43.1	37.4	-5.7
B,6	39.0	35.3	-3.7
B,7	39.0	35.1	-3.9
B,8	38.0	36.7	-1.3
B,9	38.3	37.6	-0.7
B,10	39.0	37.4	-1.6
B,11	40.4	37.7	-2.7
B,12	42.6	36.9	-5.7
C,2	41.0	39.4	-1.6
C,3	43.3	37.7	-5.6
C,4	43.5	38.1	-5.4
C,5	43.4	38.2	-5.2
C,6	43.3	36.0	-7.3
C,7	43.3	35.9	-7.4
C,8	42.6	37.5	-5.1
C,9	42.2	38.4	-3.8
C,10	41.6	38.6	-3.0
C,11	42.5	38.8	-3.7
C,12	44.3	37.8	-6.5
D,2	41.7	40.9	-0.8
D,3	46.2	38.7	-7.5
D,4	48.4	39.0	-9.4
D,5	48.2	39.2	-9.0
D,6	46.2	36.7	-9.6
D,7	44.2	36.8	-7.4
D,8	43.7	38.4	-5.3
D,9	43.1	39.4	-3.7
D,10	44.9	40.2	-4.7
D,11	44.5	39.6	-4.9
D,12	45.1	38.0	-7.1
E,1	42.4	40.5	-1.9
E,2	42.2	42.5	0.3
E,3	46.7	40.1	-6.6
E,4	51.2	39.8	-11.5
E,5	51.0	40.5	-10.5
E,6	44.6	37.3	-7.3
E,9	43.1	41.3	-1.8
E,10	43.1	41.4	-1.7
E,11	46.1	38.8	-7.3

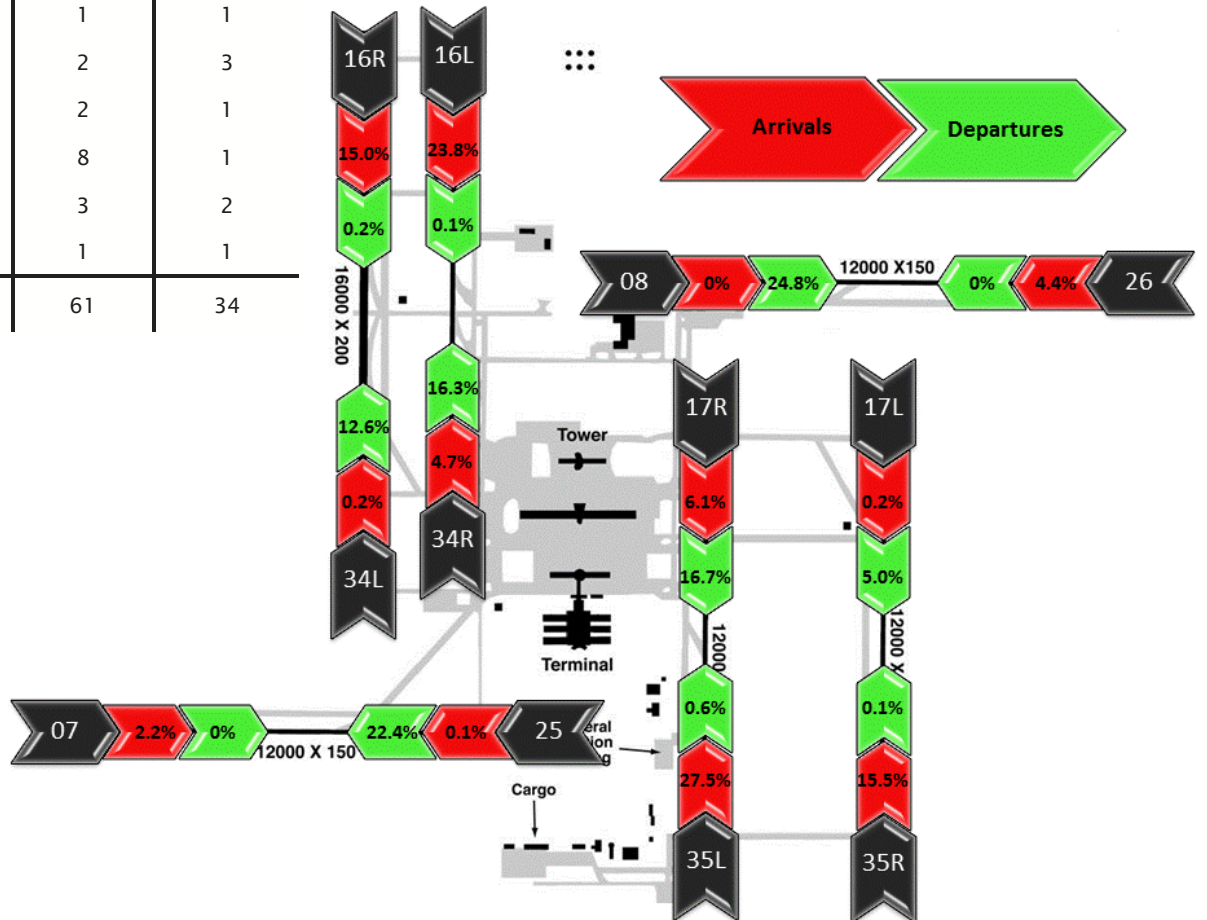
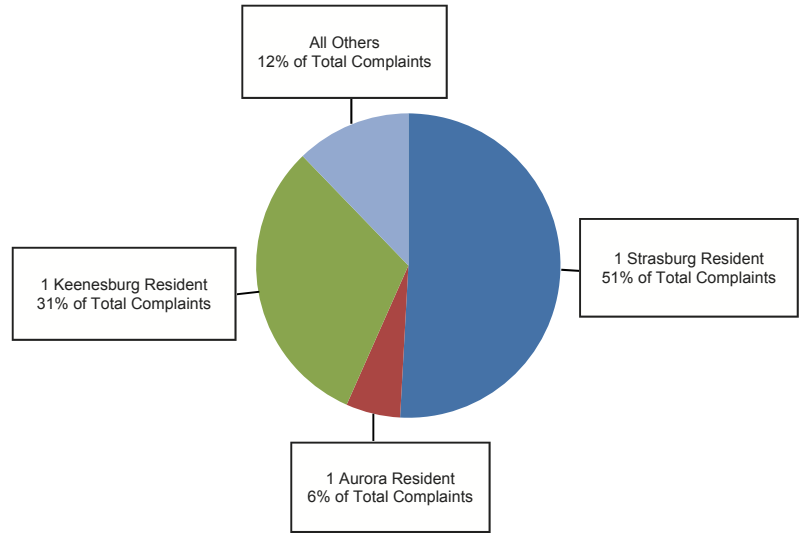
Area 1 January 1 through December 31, 2014			
Grid Points	IGA Annual Leq (24)	Calculated Leq (24)	Difference Leq
C,4	44.2	36.0	-8.3
C,5	36.7	35.0	-1.7
C,6	36.0	34.6	-1.4
D,4	41.1	35.1	-6.0
D,5	34.2	34.2	0.0
D,6	36.0	33.8	-2.2
D,7	41.4	34.2	-7.2
E,4	38.3	34.0	-4.3
E,5	34.8	34.0	-0.8
E,6	36.7	32.3	-4.4
E,7	41.4	32.2	-9.2
F,2	51.7	40.7	-11.0
F,3	43.7	35.6	-8.1
F,5	37.3	32.1	-5.2
F,6	38.5	32.5	-6.0
F,7	42.1	31.9	-10.2
G,2	51.2	41.1	-10.1
G,3	42.1	35.5	-6.6
G,4	40.2	32.5	-7.7
H,2	50.1	42.2	-7.9
H,3	46.0	36.0	-10.1
H,4	46.1	33.4	-12.7

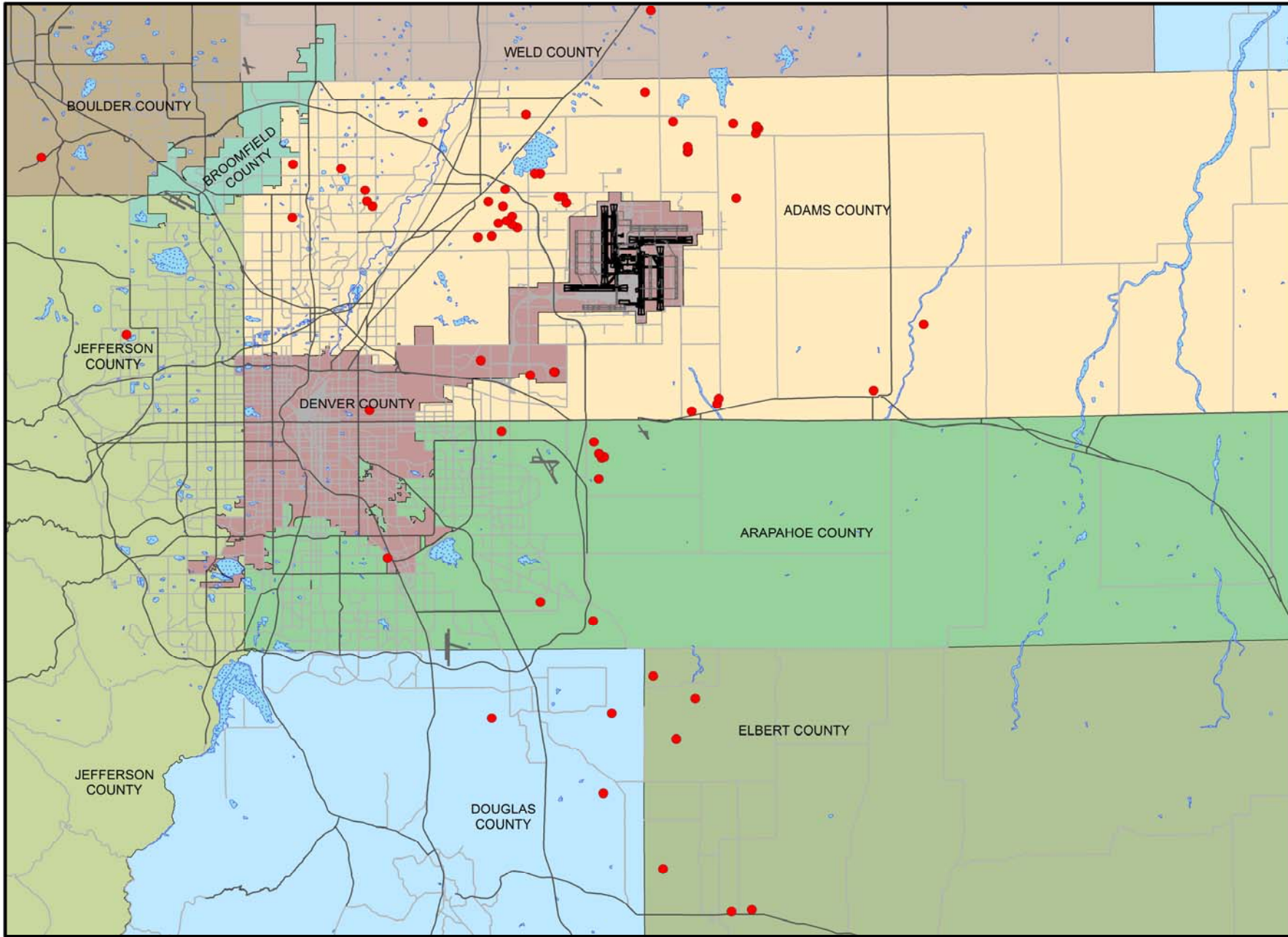
Area 3 January 1 through December 31, 2014			
Grid Points	IGA Annual Leq (24)	Calculated Leq (24)	Difference Leq
A,-1	38.9	32.8	-6.1
A,0	39.6	33.8	-5.8
A,1	43.2	35.3	-7.9
A,2	45.7	37.1	-8.6
A,3	45.6	36.5	-9.1
B,-1	37.9	32.8	-5.1
B,0	39.2	33.9	-5.3
B,1	42.6	35.6	-7.1
B,2	45.8	37.6	-8.2
B,3	45.7	36.8	-8.9
C,-1	36.7	34.4	-2.3
C,0	37.1	35.0	-2.1
C,1	39.5	36.2	-3.3
C,2	44.8	38.3	-6.5
C,3	46.5	37.0	-9.5
D,-1	32.6	33.8	1.2
D,0	33.3	33.6	0.3
D,1	37.3	35.4	-2.0
D,2	43.0	38.4	-4.6
E,-1	31.4	32.7	1.3
E,0	33.1	32.8	-0.4
E,1	36.2	35.0	-1.2
E,2	40.6	39.0	-1.6
F,1	36.5	35.1	-1.4
F,2	39.4	40.0	0.6
G,1	42.5	34.8	-7.8

2014 Noise Complaint Calls by Community


Community	No. of Households 2014	No. of Households 2013	No. of Households 2012
Arvada	1	0	0
Aurora	8	9	7
Bennett	1	3	1
Boulder	1	2	1
Brighton	9	5	2
Broomfield	0	0	0
Commerce City	14	13	5
Denver	6	7	5
Elizabeth	3	1	2
Englewood	0	1	0
Hudson	3	2	1
Keenesburg	4	1	1
Northglenn	1	1	1
Parker	6	2	3
Strasburg	1	2	1
Thornton	5	8	1
Watkins	3	3	2
Westminster	0	1	1
Overall Total	66	61	34

Top 3 Complainants vs. All Others





JAN - DEC, 2014 DEN NOISE COMPLAINT HOUSEHOLD LOCATIONS



January 1, 2014 - December 31, 2014
 Noise Complaint Household Locations

DEN NOISE HOTLINE POLICY

The purpose of the DEN Noise Complaint Hotline is to provide an opportunity for individuals to express their concerns regarding noise generated by aircraft operating at DEN. Citizens are asked to leave their name, address, and the date and time of their complaint on the hotline. Complaints are downloaded daily by our Noise Officers and then transcribed into the ANOMS system, where specific complaints can be matched to individual flight tracks. It is essential for all information to be entered correctly in order for the system to be effective.

Profanity will not be tolerated, and will result in the complaint not being registered. Any attempt to deliberately tie-up or abuse the Hotline may result in police action. Phone harassment is a state criminal offense and can carry a jail sentence and/or fine. Threats involving aircraft and/or the airport are a very serious matter and are a federal criminal offense. To make a threat, even jokingly, will result in a notification to the Denver Police Department and may involve an FBI investigation.

WWW.FLYDENVER.COM

DEN NOISE OFFICE — AOB, 6TH FLOOR, NW CORNER — 8500 PEÑA BOULEVARD
DENVER, CO — 80249-6340 — 303.342.2000 t — 303.342.2366 f
303.342.2380 **noise hotline** — 800.417.2988 **toll free noise hotline**

