

# *2024 1Q DEN Noise Report*

January 1, 2024 — March 31, 2024



# Results

## January 1, 2024 — March 31, 2024

The number of potential Class II NEPS violations registered between January 1 through March 31, 2024 was three (3). There was one (1) potential Class II NEPS violation during the same period the previous year. Please see pages 3 and 5 for Denver International Airport (DEN) NEPS information. There are two instances where the actual 1st Quarter 2024 65 LDN contour extends beyond the IGA 65 LDN contour, but they are completely contained within the DEN Boundary and the City and County of Denver Boundary. Please see page 4 for the DEN contour map.

The number of households registering at least one complaint increased from 7 households for 2023 as compared to 2024 with 11 households. Three households registered a combined 95 percent of the total complaints for 2024. The number of complaints decreased by approximately 25 percent for 2024 as compared to the same period in 2023 (458 in 2024 vs. 611 in 2023). Please see page 6 for complete complaint and runway utilization data, and page 7 for a household location map.

To access the DEN 2024 1st Quarter Noise Report, as well as other reports and information please go to: <https://www.flydenver.com/business-and-community/noise-and-airspace/>.

### FAA Noise Complaints and Inquiries

The FAA's mission is to ensure the safe and efficient use of our nation's air-space. You can [review FAA's noise complaint and inquiry policy](#) to learn how FAA processes noise complaints and inquiries.

### FAA Noise Portal

To send a complaint directly to the FAA about noise from aircraft operations at your community airport. Please go to the following webpage: [FAA Noise Portal](#).

### DEN Noise Complaint Submissions

To submit a noise complaint to the DEN Noise Office please go to the following webpage and submit complaint via our online flight tracking system PublicVue: [DEN Noise Complaints](#)

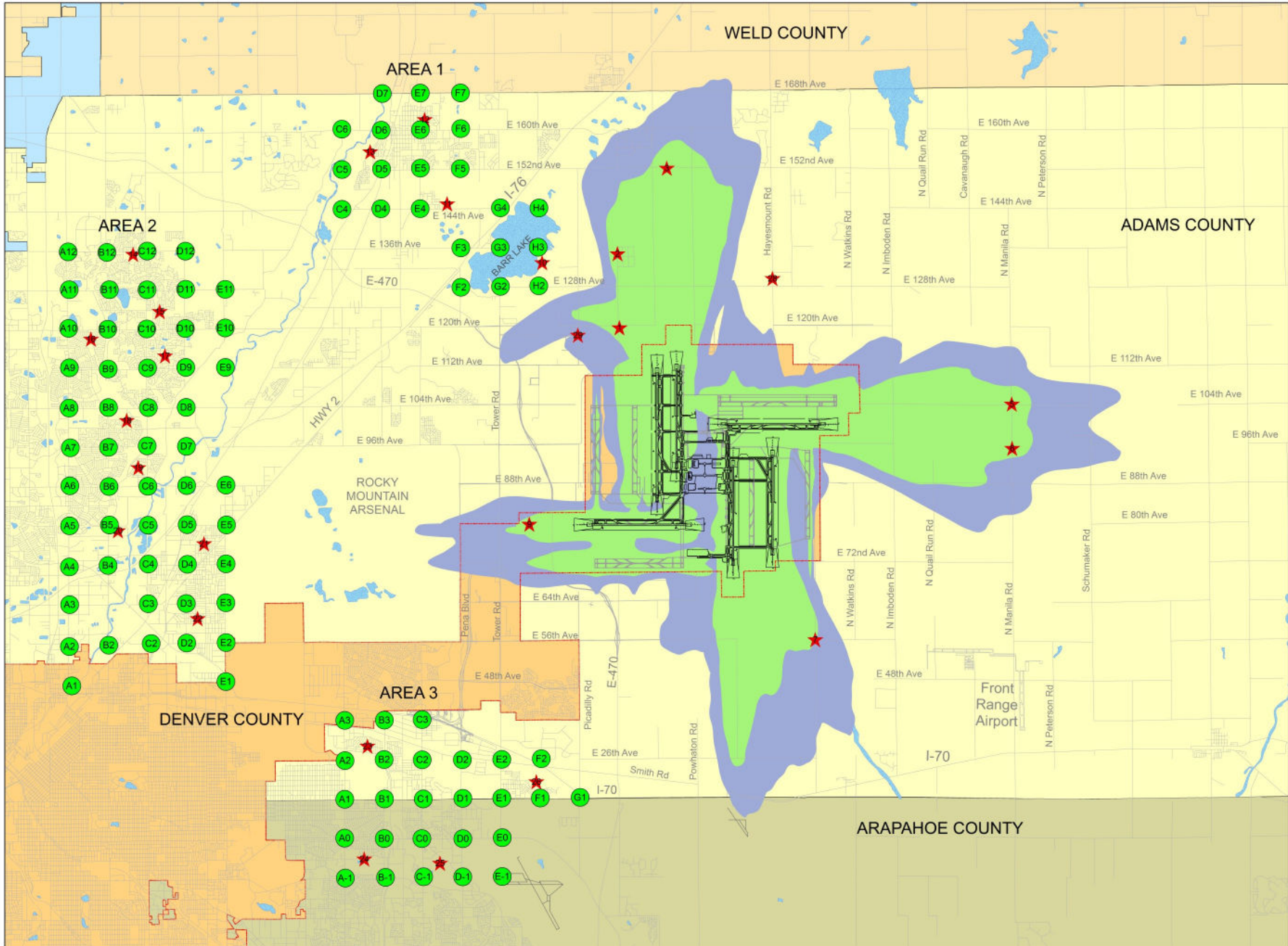
### NOMS for Airports

The DEN Noise and Operations Monitoring System (ARiVA SYMPHONY EnvironmentalVue NOMS) is a state-of-the-art computer system designed to enable the City and County of Denver to monitor aircraft noise in the vicinity of the airport.

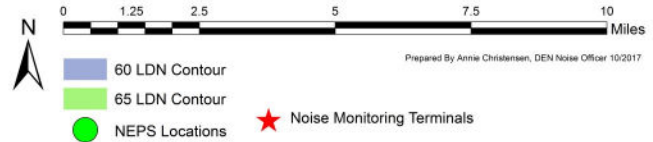
The DEN NOMS for Airports monitors noise levels at 26 permanent and one portable noise monitoring terminals. These terminals are located throughout the Denver metro area (see map on page 3 for RMT locations).

The system also records the movement of all aircraft in the vicinity of DEN by utilizing FAA air traffic control radar data. This makes it possible to match actual flights with noise events.

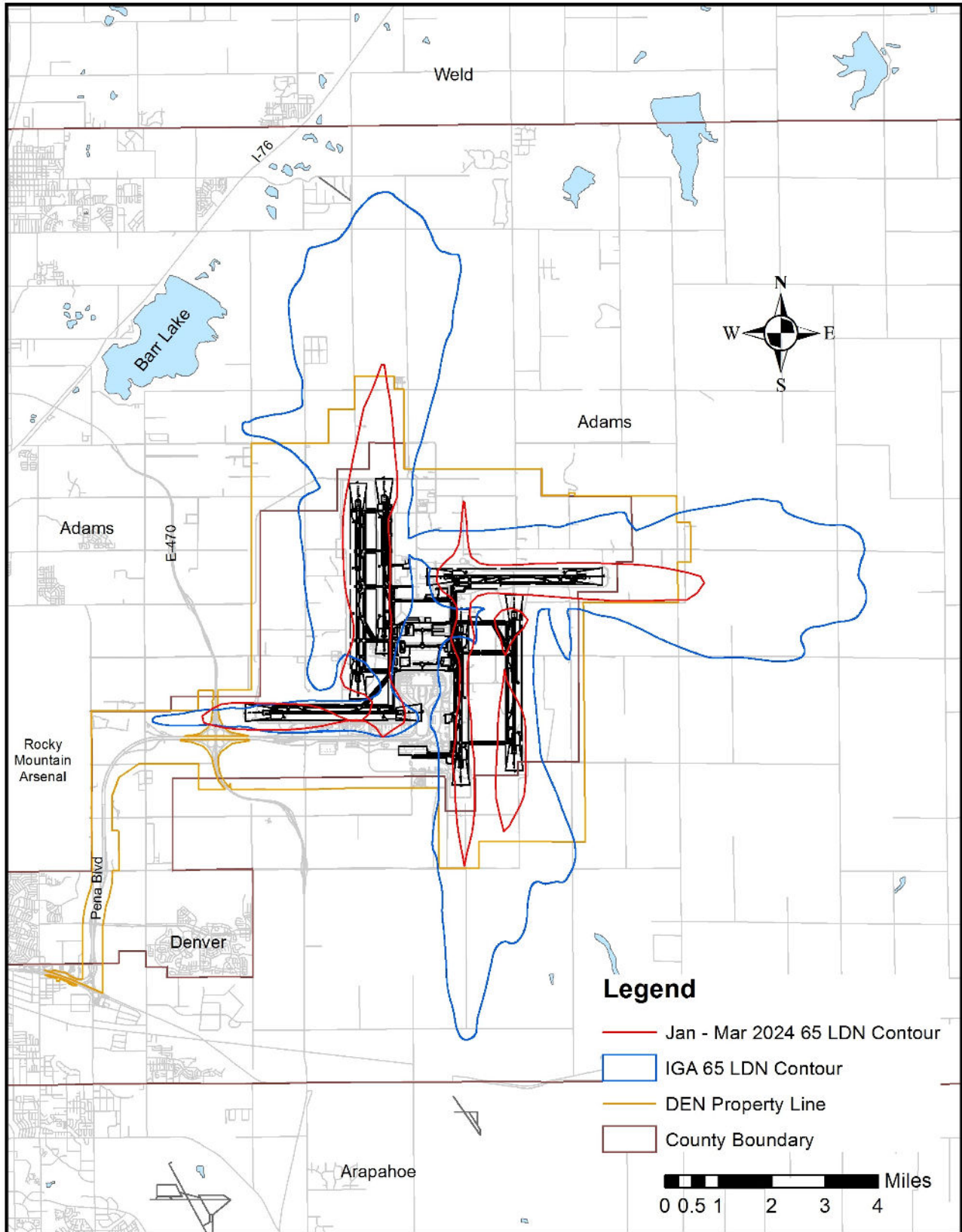




**Denver International Airport Recommended Noise Contours for Land Use Planning**  
 NOTE: These contours reflect the noise impacts that may be expected from full development of Denver International Airport. They are based on current modeling and differ slightly from the IGA Composite Contours.



January 1, 2024 - March 31, 2024  
DEN 65 LDN Contour



DEN January 1 - March 31, 2024 65 LDN Contour

**January 1, 2024 - March 31, 2024  
DEN / Adams County IGA NEPS Values**

Area 2				Area 1			
JAN-MAR 2024				JAN-MAR 2024			
Grid Points	IGA Annual Leq (24)	Calculated Leq (24)	Difference Leq	Grid Points	IGA Annual Leq (24)	Calculated Leq (24)	Difference Leq
A,1	38.6	35.9	-2.7	C,4	44.2	36.7	-7.5
A,2	37.6	35.3	-2.3	C,5	36.7	36.1	-0.6
A,3	42.3	39.4	-2.9	C,6	36.0	36.0	0.0
A,4	45.3	43.4	-1.9	D,4	41.1	36.0	-5.1
A,5	43.9	43.1	-0.8	D,5	34.2	35.9	1.7
A,6	37.5	39.1	1.6	D,6	36.0	36.8	0.8
A,7	37.7	34.6	-3.1	D,7	41.4	38.7	-2.8
A,8	36.5	32.9	-3.6	E,4	38.3	34.7	-3.6
A,9	36.3	34.2	-2.2	E,5	34.8	35.2	0.4
A,10	37.6	37.6	-0.1	E,6	36.7	33.4	-3.3
A,11	39.2	42.2	3.0	E,7	41.4	34.3	-7.1
A,12	41.2	40.7	-0.5	F,2	51.7	40.6	-11.1
B,2	39.5	35.3	-4.2	F,3	43.7	36.1	-7.6
B,4	42.5	43.6	1.1	F,5	37.3	32.3	-5.0
B,5	43.1	44.3	1.2	F,6	38.5	31.8	-6.7
B,6	39.0	39.7	0.7	F,7	42.1	32.3	-9.8
B,7	39.0	34.9	-4.1	G,2	51.2	41.5	-9.7
B,8	38.0	33.3	-4.7	G,3	42.1	35.8	-6.3
B,9	38.3	34.4	-3.9	G,4	40.2	32.2	-8.0
B,10	39.0	37.9	-1.1	H,2	50.1	43.2	-6.9
B,11	40.4	42.8	2.4	H,3	46.0	36.4	-9.7
B,12	42.6	41.1	-1.5	H,4	46.1	33.1	-13.0
C,2	41.0	36.0	-5.1	Area 3 JAN-MAR 2024			
C,3	43.3	37.8	-5.5				
C,4	43.5	43.5	0.0	Grid Points	IGA Annual Leq (24)	Calculated Leq (24)	Difference Leq
C,5	43.4	45.4	2.0	A,-1	38.9	32.6	-6.3
C,6	43.3	40.3	-3.0	A,0	39.6	33.4	-6.2
C,7	43.3	35.3	-8.0	A,1	43.2	34.2	-9.0
C,8	42.6	33.8	-8.8	A,2	45.7	35.7	-10.0
C,9	42.2	34.9	-7.3	A,3	45.6	38.4	-7.2
C,10	41.6	38.3	-3.3	B,-1	37.9	33.0	-4.9
C,11	42.5	43.3	0.8	B,0	39.2	33.7	-5.5
C,12	44.3	41.2	-3.1	B,1	42.6	34.7	-8.0
D,2	41.7	37.1	-4.6	B,2	45.8	35.9	-9.9
D,3	46.2	37.5	-8.7	B,3	45.7	37.8	-7.9
D,4	48.4	42.8	-5.6	C,-1	36.7	36.1	-0.6
D,5	48.2	46.3	-1.9	C,0	37.1	36.4	-0.7
D,6	46.2	40.9	-5.3	C,1	39.5	36.4	-3.1
D,7	44.2	35.8	-8.4	C,2	44.8	37.0	-7.8
D,8	43.7	34.5	-9.3	C,3	46.5	38.0	-8.5
D,9	43.1	35.8	-7.3	D,-1	32.6	35.0	2.4
D,10	44.9	39.4	-5.5	D,0	33.3	33.4	0.1
D,11	44.5	44.0	-0.5	D,1	37.3	33.6	-3.7
D,12	45.1	41.8	-3.3	D,2	43.0	35.6	-7.4
E,1	42.4	43.5	1.1	E,-1	31.4	32.4	1.0
E,2	42.2	39.1	-3.1	E,0	33.1	31.6	-1.5
E,3	46.7	37.9	-8.8	E,1	36.2	32.6	-3.6
E,4	51.2	42.4	-8.8	E,2	40.6	35.8	-4.8
E,5	51.0	47.2	-3.8	F,1	36.5	33.4	-3.1
E,6	44.6	41.7	-2.9	F,2	39.4	37.0	-2.4
E,9	43.1	37.5	-5.6	G,1	42.5	33.4	-9.1
E,10	43.1	41.9	-1.2				
E,11	46.1	45.0	-1.1				

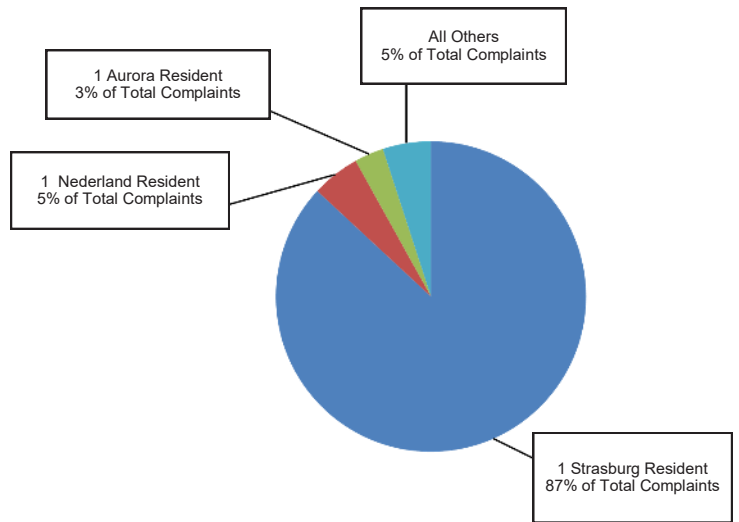


January 1, 2024 - March 31, 2024  
Noise Complaint Data and Runway Utilization

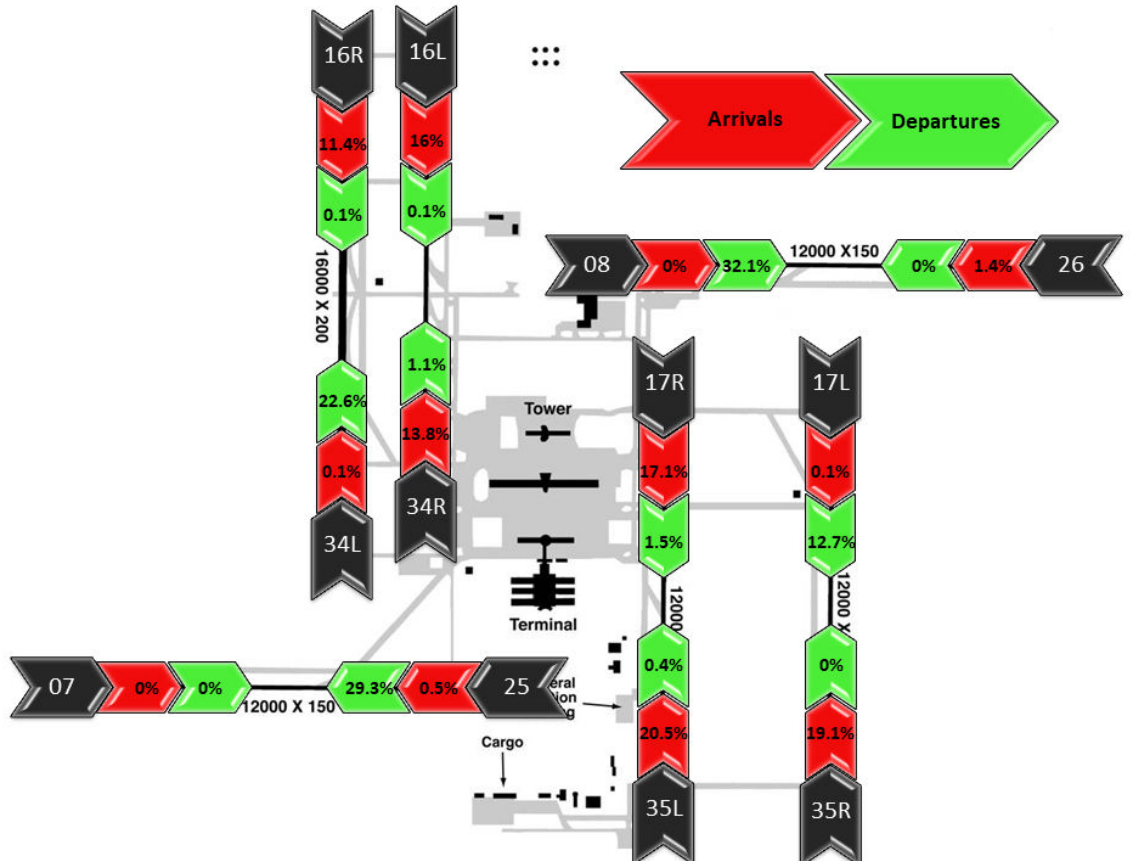
2024 Noise Complaint Calls by Community

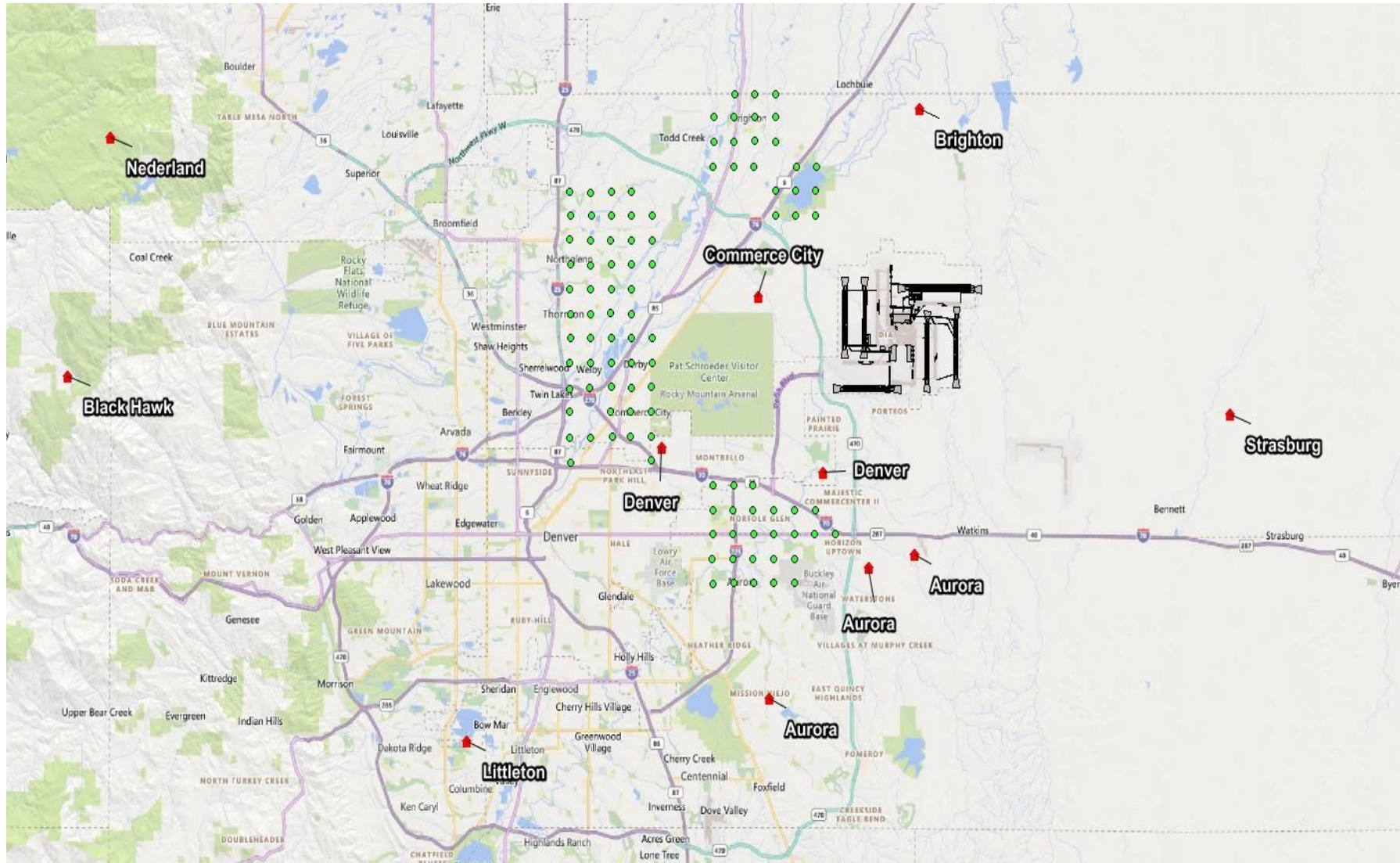
Community	No. of Households 2024	No. of Households 2023	No. of Households 2022
Arvada	0	0	1
Aurora	3	1	1
Black Hawk	1	0	0
Brighton	1	1	0
Castle Rock	0	1	1
Commerce City	1	1	1
Denver	2	1	1
Littleton	1	0	0
Nederland	1	1	0
Parker	0	0	1
Strasburg	1	1	1
Overall Total	11	7	7

2024 Top 3 Complainants vs. All Others



2024 Runway Utilization (% of Total Flight Operations)





**January 1 - March 31, 2024 Noise Complaint Household Locations**

- ▲ Household
- NEPS Point

January 1, 2024 - March 31, 2024  
Noise Complaint Household Locations

DEN NOISE OFFICE — AOB, 6TH FLOOR, NW CORNER — 8500 PEÑA BOULEVARD  
DENVER, CO — 80249-6340 — 303.342.2000 t — 303.342.2366 f  
303.342.2380 **noise hotline** — 800.417.2988 **toll free noise hotline**

